

TEMPSMART™



The new king
of temporaries

Stronger.

Faster.

Smarter.

GC

Create tough, naturally beautiful temporaries easily in 3 minutes



Tempsmart's combination of nano and micro-filled resin technology gives you effortless polishing to a high gloss finish. The resulting temporaries can be amazingly aesthetic, with a look and feel of natural tooth structure.

Introducing TEMPSMART™

TEMPSMART™ is an innovative, dual-cured, bis-acrylic composite material that sets a new benchmark in universal temporary restorations.



Strong and durable

TEMPSMART™ will virtually eliminate the risk of broken temporaries. Its significantly higher fracture toughness and flexural strength offer clinical longevity and make TEMPSMART™ the ideal material for any single or multi-unit temporary restoration.

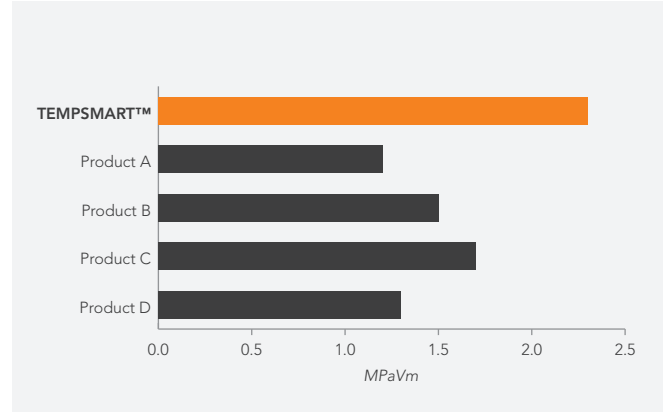
Fast

TEMPSMART™ is dual-cured to allow adequate working time, yet rapid set, to give you the shortest overall chairside set time. A three-unit bridge can be completed in just 3 minutes.

Smart

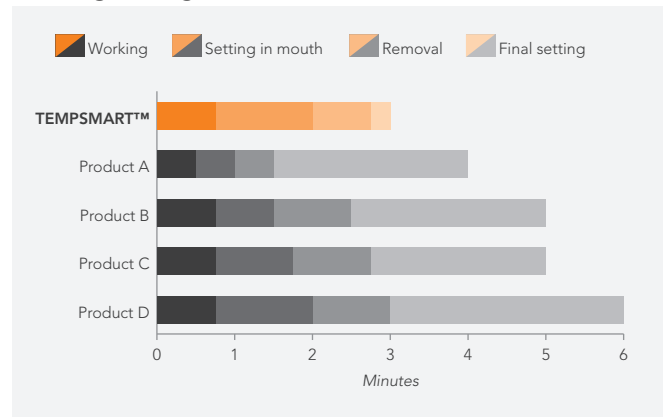
Innovation in polymerisation initiation and filler technology provides restorations that are non-sticky for ease of handling and require minimal polishing with high gloss retention. TEMPSMART™ maintains a smooth surface after polishing, reflecting natural tooth structure and fluorescence.

Fracture Toughness



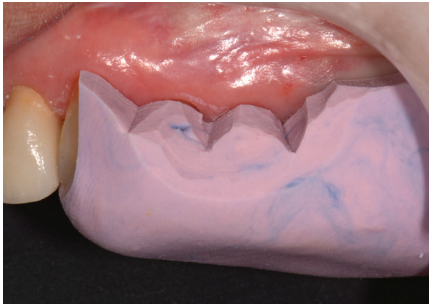
R&D Dept. GC Corporation

Working/setting times



R&D Dept. GC Corporation

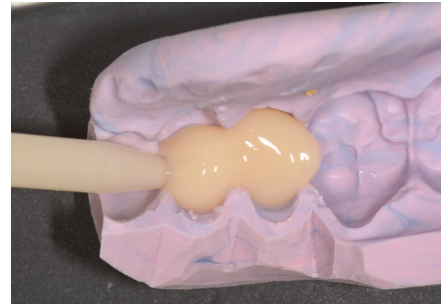
TEMPSMART™ technique guide: direct chairside method



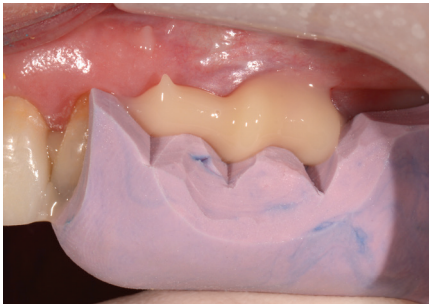
1. Take a putty impression before preparation of the abutment teeth.



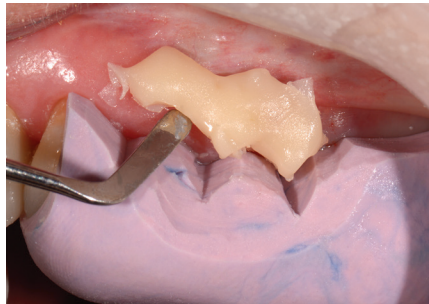
2. Preparation of abutment teeth. Apply a separating medium.



3. After bleeding the cartridge, inject TEMPSMART™ into the impression.



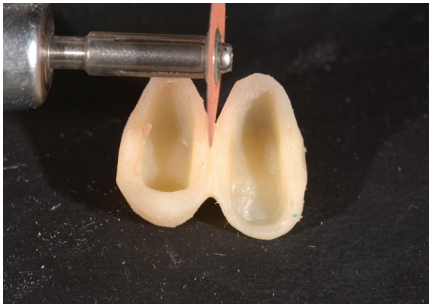
4. Seat the impression within 45 secs. of start of mix.



5. Remove impression 2'00"-2'30" after start of mix. Remove any residual material at this time.



6. Once removed from the mouth, complete polymerisation by light-cure for 5 secs. per tooth.



7. Trim excess material.



8. Finish with silicon points and polish using a goat's hair wheel. Alternatively, apply OPTIGLAZE colour.



9. Cement temporary using Fuji TEMP LT or FREEGENOL temporary cement.

Q&A

Is TEMPSMART™ repairable?

Yes. TEMPSMART™ can be repaired with TEMPSMART™ or a high strength flowable composite, like G-ænial™ Flo X or G-ænial™ Universal Flo.

Is TEMPSMART™ BPA free?

Yes, TEMPSMART™ is a bis-acrylic composite containing UDMA resin.

Does TEMPSMART™ require refrigeration?

No. TEMPSMART's unique chemistry is very stable, allowing for a 2-year shelf life stored at room temperature.

What is the volumetric shrinkage of TEMPSMART™?

TEMPSMART™ has an extremely low volumetric shrinkage of 0.86%, ensuring an accurate fit.

Can TEMPSMART™ be glazed?

Yes. TEMPSMART™ can be glazed using EQUIA® Forte Coat or G-COAT PLUS™. This may be advantageous for longer term temporaries, to protect the provisional in situations where patients might be prone to staining, e.g. coffee, wine, etc. If characterisation of your temporary is required, OPTIGLAZE color is recommended.

How many crowns on average per cartridge of TEMPSMART™?

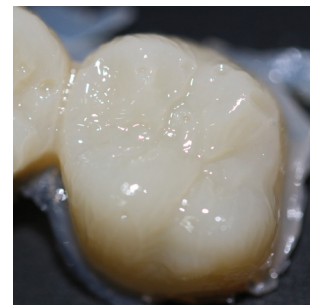
The approximate number of units per 48ml cartridge is 64.

Why is TEMPSMART™ not sticky?

TEMPSMART™ is non-sticky and extremely easy to handle, as it does NOT contain any plasticiser, due to new initiation technology. Plasticisers are commonly used to stabilise these temporary materials. However, they prevent complete polymerisation of the material, creating a very thick and sticky air inhibition layer after setting.



TEMPSMART™



Product B

What type of temporary restorations can TEMPSMART™ be used for?

TEMPSMART™ has exceptional fracture toughness and flexural strength making it the ideal material for all temporary restorations, e.g. single-unit crowns, bridges, inlays, onlays, veneers, implants and long term temporisations.



TEMPSMART™



Temporary crown and bridge material
 1:1 ratio Cartridge 48ml x 1, with 16 mixing tips
 (Cartridge available in A1, A2, A3, A3.5, B1 and BW shades)



FREEGENOL TEMPORARY PACK

Eugenol free temporary luting cement
 1-1 Pack (20ml base, 20ml accelerator, cleaner, mixing pad)



GC Asia Dental Pte Ltd
 11 Tampines Concourse #03-05
 Singapore 528729

T: +65 6546 7588
 F: +65 6546 7577
sea.gcasiadental.com