

GC FUJIROCK® EP

Type IV Super hard stone



**'MORE TIME TO WORK,
LESS TIME TO WAIT'**

Controlled improvement of this proven Type IV model-stone has been our main aim in developing GC Fujirock **EP**.

Users' requirements for laboratory processing combined with the achievements of GC research have resulted in the development of a model-stone with superior properties.

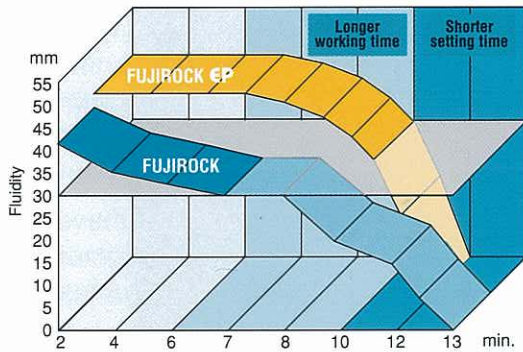
- ✓ longer handling time with a shorter setting time through the new Snap-Set behaviour
- ✓ impressive reproduction of the finest surface details thanks to the improved thixotropic pouring properties
- ✓ uncomplicated splinter-free working with stable edges achieved by increased and durable initial surface hardness

GC Fujirock EP : Superior handling characteristics under laboratory conditions

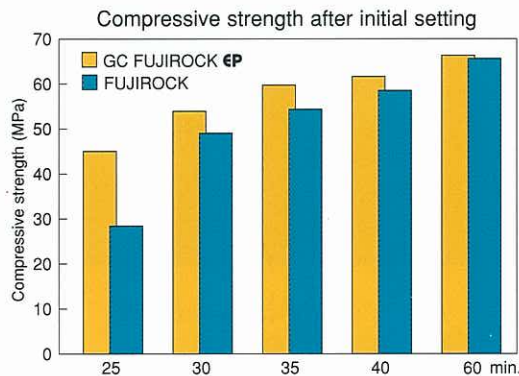
The working

Major user advantages characterise the development of GC Fujirock EP.

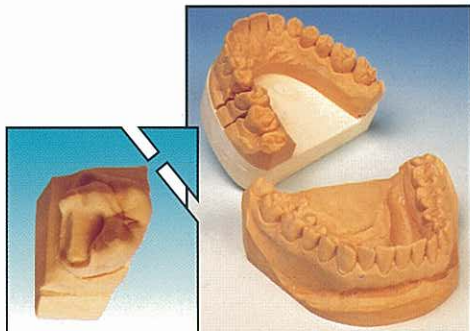
The Snap-Set system - already proven in other dental materials - enables models to be poured without time pressure thanks to the longer working phase.



'Snap-Set' setting saves time in making models



Crack-free modelling thanks to high initial pressure stability



Clean, smooth sections and precise preparation boundaries

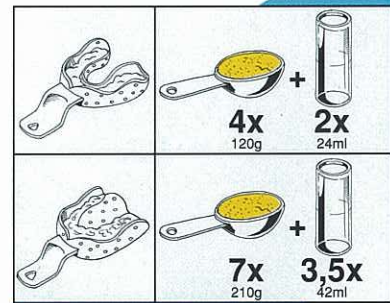
The appreciably shorter setting phase that follows, saves time and significantly reduces sensitivity to moisture. The strikingly fine and smooth model surface created is immediately recognisable.

Also important for the technician is the considerably increased initial surface hardness.

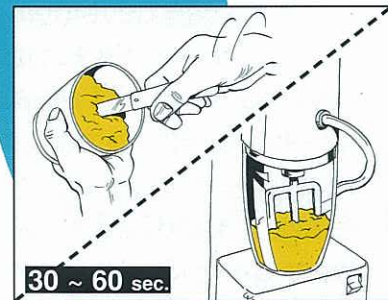
New additives in the proven formulation of GC Fujirock EP prevent broken stumps when pulling the model from the impression.

Another significant improvement is in the handling of the stone models. From now on, splitting or broken edges when drilling, sawing or polishing belong for ever to the past !!

Optimal quality for accuracy of fit



Recommended water/powder ratio: 20 ml / 100 g

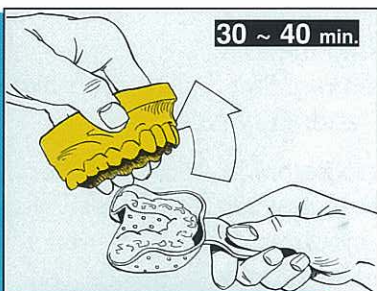


Stir the powder into the water for 10 seconds. Blend to a homogenous mixture by hand or under vacuum for 30-60 seconds.



process at a glance

super stone from the start !



Removal of the stone model:

- Hydrocolloid impressions
30 min. after pouring
- Polysulfide / A-Silicone
(Vinylpolysiloxane) impressions
40 min. after pouring

GC Fujirock EP Superior performance: The product's features at a glance

As the basis of all further stages of production, the stone model essentially determines the accuracy of fit of the final prosthetic device.

Compromises in the quality of the stone model necessarily produce inaccuracies in the following stages of the procedure and lead to inferior quality or unserviceable results.

Setting behaviour based solely on volumetric stability cannot guarantee the required accuracy of fit.

The fluidity of the mix is also of the utmost importance for the reproduction of the finest details.

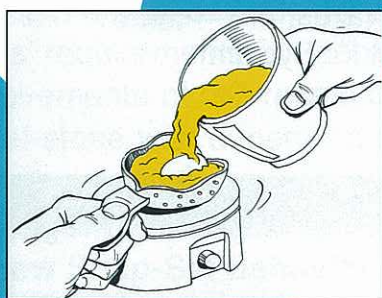


Free-flowing consistency, despite thixotropic properties

Because extremely free-flowing stone is unsatisfactory on technical grounds, thixotropic characteristics were demanded when developing GC Fujirock EP.

The result is a stable, easy-to-use dental stone, which under slight vibration flows freely to reproduce the finest details of the preparation without any change in its dimensions.

In short, GC Fujirock EP is the first Type IV stone with forward-looking innovations in its handling properties for use in dental laboratory practice.



Using a vibrator guarantees a clearly improved and smoother model surface, without air bubbles.

Physical properties

Water to powder mixing ratio	20 ml / 100 g
Working time (minimum)	8 min.
Setting time	12 min.
Setting expansion	0.08 %
Compressive strength	53 Mpa

The GC Quality circle

1. Batch-to-batch top quality

A decisive influence on the product quality from a dental laboratory is the batch-to-batch stability of the products employed.

For GC, batch-to-batch stability means ensuring constant product characteristics throughout all stages of production. Each batch is checked several times during manufacturing by means of in-process controls of physical, mechanical and optical properties, to ensure that the required quality is attained, before final approval is given.

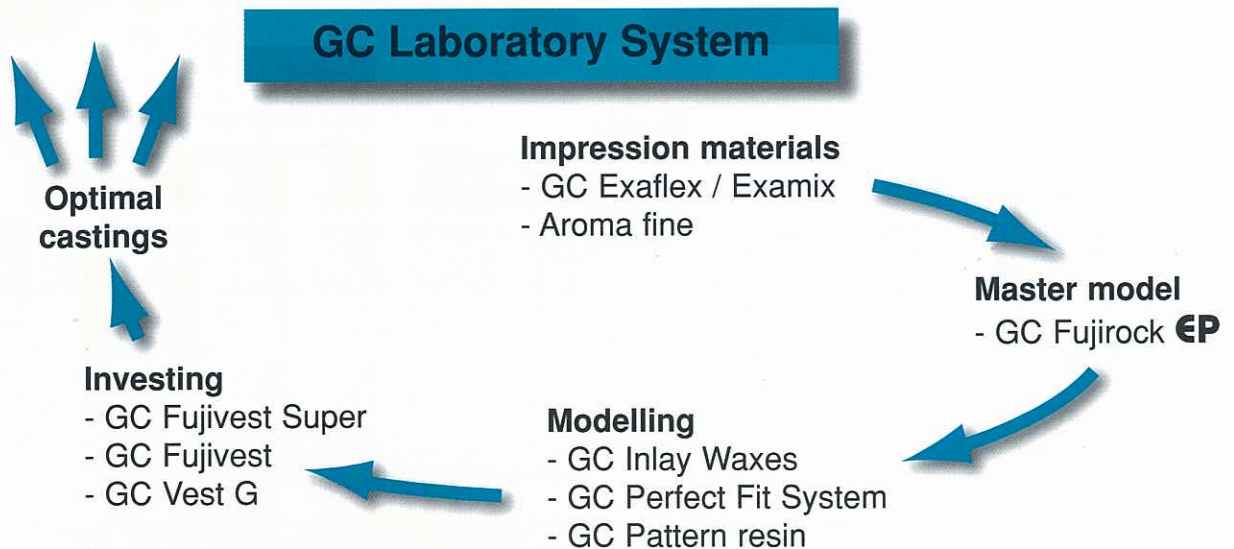
Nevertheless, unmatched products can foil all attempts to produce dental prostheses of superior quality.

2. A geared product programme

The requirements of each field of application take priority in research activities for the development of all GC laboratory products.

In line with the concept that the whole can only be as strong as the weakest link in the chain, research into the effects of subsequent stages in the process regularly lead to improvements in other GC-laboratory products.

The GC-laboratory programme offers the laboratory technician a high-quality system with matching products, for the scientific manufacture of high quality prosthetic devices



Packaging

Powder

in the shades

golden/brown	18 kg carton (6 x 3 kg bags)
white	18 kg carton (6 x 3 kg bags)